

Level II Moving Forward in your healing practices

- Learn additional ways to work with Reiki energy
- For increasing or speeding up the Reiki energy
- For mental/emotional balancing and accessing information
- Learn by examples how to give long distance or at distance healing
- More practice on giving healings to others
- Get an additional attunement to boost your existing Level I attunements
- Question and answers with Ramona.

The Sacred Reiki Symbols

The symbols are a very special, unique and important part of Reiki that help the Reiki Practitioner connect more effectively to the Universal Life Force. They are the keys that unlock the flow of Reiki and enhance and amplify the universal life force.

You can of course access the Reiki energy without the symbols, as taught in the first degree. However the Sacred Reiki Symbols are very important and can be harnessed by the Practitioner to strengthen and focus the reiki energy during a treatment session. Ramona's Notes: The symbols are used for the following: They are used as focus points for the healer when healing themselves or others, Given their individual meanings are used for specific points of concentration, Some are used in general for energizing or clearing intention to events, activities, thoughts etc...., They are used to pass the energy/ open up the channel that is within everyone.
By Master/Teacher

Dr Usui's four sacred symbols are known as the traditional Reiki symbols. The first three symbols can be shown/drawn and/or taught in the first degree but they can be held until or teaching until the second degree, while the fourth and master symbol is taught to third degree reiki students. Students are initiated/attuned to the symbols during the Attunement ceremony. Once a student has been attuned to the Reiki symbols; like being attuned to reiki the student will be linked at a conscious and subconscious level to those symbols for life. Reiki will continue to flow even if you do not consciously used the symbols during a reiki session. As your understanding and appreciation of the Reiki develops through daily practice, you will be able to choose for yourself to what extent you use the symbols in your Practice.



It is important to remember that just like the Reiki Energy; the Reiki Symbols cannot do any harm. They can only be used for good.

During the attunement ceremony, the reiki master uses the symbols to transfer and link the sacred symbols with the reiki energy and the student; so the student from that point forward can either consciously or unconsciously draw upon this new amplified reiki energy quickly and easily to treat themselves and/or others in the future.

Once the Usui Reiki student has studied and assimilated the first three reiki symbols, their healing abilities are immediately heightened. As they are attuned to each symbol the symbols become active.



Mikao Usui originally taught Reiki without the use of symbols. However, he introduced them after a while to help his students better understand and more easily connect to the Reiki energy. Dr. Hayashi and Madam Takata both use symbols when they taught reiki to others. The Reiki symbols are now an integral part of studying reiki and are a very important part of the attunement ceremony.

The four symbols were found in the Sanskrit sutras by Dr Usui. He realised during his time of fasting and meditation on Mount Kurayama that these esoteric symbols would enable him and others to be finely tuned into Reiki, just like tuning a television or radio signal.

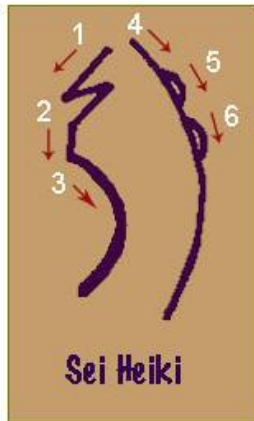
The symbols were the tools he needed to focus the Reiki energy, enabling him and others to bridge the gap between the healer and the recipient, across which the universal life force could be drawn and sent as necessary. These sacred symbols are also for self healing. They dissolve old destructive patterns, and increase the intuitive abilities of the student, while raising their conscious awareness and peace of mind to a new high.

Transcendental by nature, the Reiki symbols connect the practitioner and the recipient directly to the higher self or higher consciousness-the Rei. The symbols are similar to energy transformers they boost and expand the energy field. When a symbol is drawn or visualised in the outer realm it becomes a mirror image of another symbol on an inner realm. Simultaneously a connection occurs which has ramifications on all levels — inner and outer.

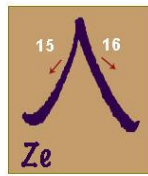
It is vitally important that at the moment of drawing the symbols the intention of the Reiki practitioner is absolutely clear and positive. Visualise or imagine the symbol as a live energy. Many see that energy as a white light. The symbols can be drawn mentally and transferred from the Reiki practitioner's third eye on to the various chakra and hand positions on the recipients' body. When one is passing an attunement (Teacher) Some Reiki practitioners draw the symbols on the roof of their mouth with their tongue before transferring the symbols to a recipient. While other Reiki practitioners simply draw the symbols on their hands or the bodies of the recipient. It was originally stated that if you are going to draw them, ensure no-one sees them. It is the attunement ability to pass them that matters not the sight of the symbols.



(Cho Koo Ray) empowerment symbol generally used at all time. Color emerald-green, three-dimensional spiral.



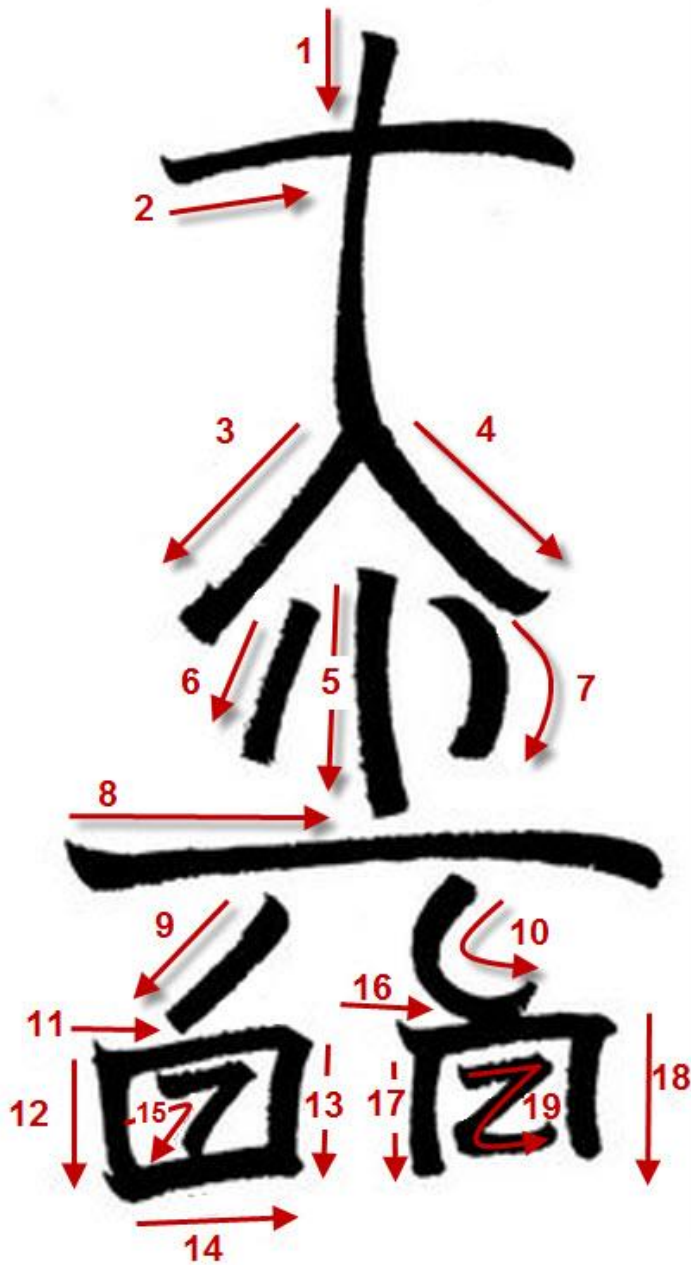
Or (Sei Hi Ki) Mental and Emotional stability. Color Purple.



Long distance healing, past healing, set up positive energy for future. Color opalescent gold/white.

Dai Ko Myo

Traditional Version with Arrows showing how to Draw the Symbol



Master Symbol. Brings mastership and empowerment. Use to pass Reiki attunements, during Reiki treatment, and during mediation.



Ramona

Elizabeth Ramona Pokoly
RamonaHeals.com

Most people live, whether physically, intellectually or morally, in a very restricted circle of their potential being. They make use of a very small portion of their possible consciousness, and of their soul's resources in general, much like a man who, out of his whole bodily organism, should get into a habit of using and moving only his little finger. Great emergencies and crises show us how much greater our vital resources are than we had supposed. – William James